

Dulux[®]

AVISTA[®]

INTERIOR



Designed to bring
surfaces to life



Finish: Dulux Avista Terrazzo Flake Flooring
Base Colour: Dulux Avista Chris White in Dulux Avista Waterbased Epoxy Resin
Flakes: Dulux Avista Ashy Grey
Top Coat: Dulux Avista 2 Pack Urethane Sealer



be
inspired

Finish: Dulux Avista Terrazzo Flake Flooring
Base Colour: Dulux Avista Black (Waterbased 400ml) in Dulux Avista Waterbased Epoxy Resin
Flakes: Dulux Avista Midnight Stone
Top Coat: Dulux Avista 2 Pack Urethane Sealer

INSPIRING INTERIORS TRANSFORMING HOMES

Dulux Avista's flooring products provide a hard-wearing, seamless surface which gives great strength and durability with fantastic design flexibility.

You can create floors to suit your every need – from that cutting edge feature floor, to unique treatments for kitchens, entertainment areas, laundries, rumpus rooms and garages.

Waterbased epoxy products provide an easy to use and durable option, while an epoxy flake floor can create a unique new look.

Dulux Avista recommends application by a professional applicator.



Finish: *Dulux Avista* Terrazzo Flake Flooring
Base Colour: *Dulux Avista* Chris White in *Dulux Avista* Waterbased Epoxy Resin
Flakes: *Dulux Avista* Ashy Grey
Top Coat: *Dulux Avista* 2 Pack Urethane Sealer



Finish: *Dulux Avista* Flake Flooring
Base Colour: *Dulux Avista* White (1L) in *Dulux Avista* Epoxy Resin
Flakes: *Dulux Avista* Made To Order
Top Coat: *Dulux Avista* Polyurethane Sealer

SOLID COLOUR

DURABLE, EASY TO USE AND ECONOMICAL

Waterbased epoxy flooring provides a durable, protective solid colour coating for your internal concrete floor. *Dulux Avista's* waterbased epoxy system is low-odour, quick-drying and provides a hard-wearing, low-sheen finish which can be tinted to a range of practical colours. It is an easy to use two-part system where Part A and Part B are mixed in equal quantities.

Dulux Avista's waterbased epoxy products are ideal for your garage floor or rumpus room and can also be used for light commercial floors.



Finish: *Dulux Avista* Solid Colour
Colour: *Dulux Avista* Trunk Grey in *Dulux Avista* Waterbased Epoxy Resin
Top Coat: *Dulux Avista* 2 Pack Urethane Sealer (optional)



Finish: *Dulux Avista* Solid Colour
Colour: *Dulux Avista* Silver Grey in *Dulux Avista* Waterbased Epoxy Resin



WATERBASED EPOXY STIPPLED STONE LOOK

For an alternative to a solid floor colour or decorative flake flooring, try *Dulux Avista's* Waterbased Epoxy Stippled Stone look. This can be achieved using the tinted Waterbased Epoxy for the base, and also for the stippled effect, which is applied by a professional applicator using a hopper gun.

For a hard wearing, scratch resistant, high build finish, add *Dulux Avista's* 2 Pack Urethane as the top coat.



Finish: *Dulux Avista* Stippled Stone

Base Colour: *Dulux Avista* Trunk Grey in *Dulux Avista* Waterbased Epoxy Resin

Fleck Colours: *Dulux Avista* Black & *Dulux Avista* White

Top Coat: *Dulux Avista* 2 Pack Urethane Sealer (optional)




Finish: *Dulux Avista* Stippled Stone

Base Colour: *Dulux Avista* Chris White in *Dulux Avista* Waterbased Epoxy Resin

Fleck Colours: *Dulux Avista* Sandy Pier & *Dulux Avista* Black

Top Coat: *Dulux Avista* 2 Pack Urethane Sealer (optional)



Finish: *Dulux Avista* Stippled Stone

Base Colour: *Dulux Avista* Trunk Grey in *Dulux Avista* Waterbased Epoxy Resin

Fleck Colours: *Dulux Avista* Black & *Dulux Avista* White

Top Coat: *Dulux Avista* 2 Pack Urethane Sealer (optional)

BASE COLOUR

CHOOSE YOUR PERFECT COLOUR

In Store Tint Range

These colours form the *Dulux Avista* Waterbased In Store Tint range which can be tinted in *Dulux* Trade Centres or Inspirations Stores (check the *Dulux Avista* website for stockist details).

The Waterbased Epoxy Part A must be tinted full strength to 5L to achieve the desired colour.




Note: *Dulux Avista* Waterbased In Store Tint Range is tinted in store, therefore has no SKU code.

Waterbased Colour Tint 400ml Range

The *Dulux Avista* Waterbased Colour Tint 400ml range can be found on shelf in your local stockist.

Dulux Avista Waterbased Colour Tints change colour once mixed with *Dulux Avista* Waterbased Epoxy due to its white base. The images below show the tint colours after being mixed with *Dulux Avista* Waterbased Epoxy.



*1 to 2 x 400ml Black Tints can be used as required to achieve a darker colour.

Dulux Colour Tints

The *Dulux Avista* Waterbased Epoxy Part A can be tinted using any *Dulux* colour tint with a white base, however, due to the white base the resulting colour will always be a few shades lighter than it appears on a *Dulux* colour card or *Dulux* colour chip/sample.

Note: Colours represented are indicative only. For solid colour, a third coat may be required. When using white/light colours as a base coat for flakes, a third coat may also be required for better opacity.

DECORATIVE FLAKE FLOORING

SOPHISTICATED TRANSFORMATIONS

Create your own designer look with a hard wearing epoxy floor coating incorporating *Dulux Avista* decorative flakes. A decorative flake floor provides a great alternative to other types of floor coatings and allows you to create your own look. It is a durable seamless finish for internal concrete floors and can be used for both domestic and commercial applications.




Finish: *Dulux Avista* Flake Flooring
Base Colour: *Dulux Avista* Grey (1L) in *Dulux Avista* Epoxy Resin
Flakes: *Dulux Avista* Made To Order
Top Coat: *Dulux Avista* Polyurethane Sealer

EPOXY RESIN BASE COAT COLOURS

The *Dulux Avista* epoxy resin base coat tints are designed to be used with the 10L Epoxy Resin Kit. These tints cannot be used with the *Dulux Avista* Waterbased Epoxy Resin (refer to page 6 for waterbased colour tints).



WHITE
FD478094-1L



BLACK
FD478096-1L



GREY
FD478095-1L



EPOXY FLAKE FLOORING SYSTEM

Dulux Avista Decorative Flakes are a range of coloured vinyl flakes in various colour blends. The Dulux Avista Epoxy Flake Flooring System is comprised of the Base Coat* (plus colour tint), followed by Dulux Avista Decorative Flakes, and finished with the top coat.

There are a few possible flake systems to choose from:

Pick your base coat

Pick your flakes

Pick your top coat

1. Base Coat

Dulux Avista Waterbased Epoxy Resin

- Pot life 2-3 hours
 - Recoat time 4 hours
 - Water clean up
 - Can be put down immediately after acid etching and pressure cleaning
- Tint colours: Black, White, Bright Yellow, Bright Red, Bright Green, Bright Blue, Silver Grey, plus the In Store Tint Range and any Dulux colour tint with a white base**



OR

1. Base Coat

Dulux Avista Epoxy Resin***

- Pot life 25 minutes
 - Recoat time 10-12 hours
 - Solvent clean up
- Tint colours: White, Black, Grey



2. Flakes

Dulux Avista Decorative Flakes

- Suitable for garage floors, rumpus rooms, laundries and commercial applications.
- Top Designer Flake colours (6mm size): Ashy Grey, Deep Granite, Midnight Stone, Grey Clouds, Tawny Sand, Navy Granite.



- Natural Stone Look Flake colours: Dalmatian Stone, Harvard Grey, Night Fall, Anchor Bay, Rocky Ridge, Swan.



3. Top Coat

Dulux Avista 2 Pack Urethane

- UV and chemical resistant
- Long pot life approx. 3-4 hours
- Recoat time 3-24 hours
- Solvent clean up



OR

3. Top Coat

Dulux Avista Polyurethane Sealer

- Extremely durable and hard wearing
- Ideal for high traffic areas
- Pot life 1 hour, depending on humidity present
- Recoat time 8-18 hours
- Solvent clean up



*Please refer to the relevant TDS for full flake process in detail, including substrate preparation.


See page 6 for details. *Dulux Avista Epoxy Resin should not be used as a Base Coat for the Natural Stone Look Flakes

FLAKES


Dulux Avista Decorative Flakes are multi-coloured polymer flakes that are available in a range of blend combinations. The flakes are available pre-packaged in six popular designer colours and are also available in a range of other colours, blends and sizes as a custom made to order.

TOP DESIGNER COLOURS

Available in 6mm size flakes in 5kg boxes.



ASHY GREY (FD400476-5KG) ON CHRIS WHITE



DEEP GRANITE (FD400477-5KG) ON PORTOBELLO FIELD



MIDNIGHT STONE (FD400478-5KG) ON BLACK (WATERBASED 400ML)



GREY CLOUDS (FD400479-5KG) ON SANDY PIER



TAWNY SAND (FD400480-5KG) ON BEIGE TUSK



NAVY GRANITE (FD400481-5KG) ON CHRIS WHITE



Finish: *Dulux Avista* Flake Flooring
Base Colour: *Dulux Avista* White (1L)
in *Dulux Avista* Epoxy Resin
Flakes: *Dulux Avista* Made To Order
Top Coat: *Dulux Avista* Polyurethane Sealer


TERRAZZO LOOK

What is terrazzo?

Terrazzo is a flooring material consisting of chips of marble or granite set in concrete and polished to give a smooth surface. The terrazzo look can be achieved with *Dulux Avista* products by using a partial flake application, often at a fraction of the cost.

Many different terrazzo looks can be achieved by choosing different base colours to combine with various flake blends.


POPULAR TERRAZZO LOOKS




ASHY GREY (FD400476-5KG) ON CHRIS WHITE



NAVY GRANITE (FD400481-5KG) ON ENDLESS GREY



DEEP GRANITE (FD400477-5KG) ON PORTOBELLO FIELD




MIDNIGHT STONE (FD400478-5KG) ON BLACK
(WATERBASED 400ML)



GREY CLOUDS (FD400479-5KG) ON SANDY PIER



TAWNY SAND (FD400480-5KG) ON BEIGE TUSK



ASHY GREY (FD400476-5KG) ON TRUNK GREY

Finish: *Dulux Avista* Terrazzo Flake Flooring
Base Colour: *Dulux Avista* Chris White
in *Dulux Avista* Waterbased Epoxy Resin
Flakes: *Dulux Avista* Ashy Grey
Top Coat: *Dulux Avista* 2 Pack Urethane Sealer


NATURAL STONE LOOK FLAKES

Dulux Avista Natural Stone Look Flakes consist of multiple flake sizes resulting in a premium, natural stone look when applied. These flakes are perfect to create a sophisticated and stylish decorative flooring finish that is also extremely durable.


NATURAL STONE LOOK COLOURS




SWAN (FD400492-5KG) ON CHRIS WHITE



ROCKY RIDGE (FD400491-5KG) ON CHRIS WHITE



NIGHT FALL (FD400489-5KG) ON ENDLESS GREY



HARVARD GREY (FD400488-5KG) ON CHRIS WHITE



DALMATIAN STONE (FD400487-5KG) ON PORTOBELLO FIELD



ANCHOR BAY (FD400490-5KG) ON PORTOBELLO FIELD



Finish: Natural Stone Look Flakes
Base Colour: *Dulux Avista* Portobello Field
in *Dulux Avista* Epoxy Resin
Flakes: *Dulux Avista* Dalmatian Stone
Top Coat: *Dulux Avista* Polyurethane Sealer

MADE TO ORDER FLAKES

Looking for something a bit different and unique? Choose from our Made To Order options. The Stone blends are a premixed offering, or choose your own combination from the selection of individual flake colours below. Minimum two 5kg box quantity for all Made To Order flakes.

STONE MADE TO ORDER BLENDS

Available in 6mm and 3mm size flakes in 5kg boxes.

SKU FD400484-5KG for all Stone Flake Blends Small 3mm



TAUPE



CALCITE



LIMESTONE



SMOKY QUARTZ



OATMEAL

INDIVIDUAL FLAKE COLOURS FOR CUSTOM MADE TO ORDER BLENDS

Available in 6mm and 3mm size flakes in 5kg boxes.

SKU FD400486-5KG Custom Made To Order Blends Small 3mm



LIGHT BEIGE



BEIGE




LIGHT BROWN



EARTHY BROWN




AUBURN



RUSTIC RED



BROWN



DARK COCOA



NATURAL WHITE



COLD GREY



LIGHT GREY



MEDIUM GREY




CONCRETE GREY




STONE




GREY



DARK GREY



BLUE GREY



GRAPHITE




CHARCOAL



BRIGHT BLUE



DARK BLUE




BLACK

NATURAL STONE LOOK MADE TO ORDER BLENDS


Available in 5kg boxes.



OUTBACK
FD400493-5KG



STONEY CREEK
FD400494-5KG



TIDAL WAVE
FD400495-5KG

Visit duluxavista.com.au/mto-flakes-order-request and fill out our order form to order your custom blend. Note additional lead times may apply for custom orders and you must be a *Dulux Avista* account holder. Please call or email Customer Service for details.

Colours shown in this brochure are intended as a guide only. Colours may vary from batch to batch. Variations in colour and shading may also occur depending on the job conditions, chosen texture and finishing practices employed by your concrete contractor.

POLISHED CONCRETE

To achieve a sophisticated polished concrete finish, it is possible to grind and seal a concrete floor surface. This is done mechanically by a professional with a concrete grinder, until the surface is ground back to achieve the desired result. *Dulux Avista* offers various sealers that can be used as a top coat to provide a gloss finish.



Image is a representation of the types of projects that these products can be used for.

Dulux Avista Waterbased Sealer

A semi gloss, low odour sealer designed to give a more natural look.



Dulux Avista 2 Pack Urethane Sealer

A two pack sealer with good wear and chemical resistance, with a high gloss appearance.












Dulux Avista Polyurethane Sealer

A high gloss, high abrasion resistant, high build coating, for a high performance finish in high traffic areas.



PRODUCT INFORMATION

DULUX AVISTA INTERIOR PRODUCT GUIDE

Product Type	Product	Description	Where To Use	Finish/ Appearance	Apply With
Base Coat or Stand Alone Coating	<i>Dulux Avista</i> Waterbased Epoxy Resin Part A & B 	Waterbased epoxy coating for internal concrete floors and <i>Dulux Avista</i> Decorative Flake Flooring	Garage floors, laundries, light traffic warehouse floors, office floors	Low sheen	Roller or hopper spray
	<i>Dulux Avista</i> Epoxy Resin Part A & B 	Epoxy floor coating for <i>Dulux Avista</i> Decorative Flake Flooring on internal concrete floors	Garage floors, laundries, light traffic warehouse floors, office floors	High gloss	Low nap roller
Colour Tint	<i>Dulux Avista</i> In Store Tint range Tint in store*	Colour tint to be used with <i>Dulux Avista</i> Waterbased Epoxy Resin	As per <i>Dulux Avista</i> Waterbased Epoxy Resin	–	–
	<i>Dulux Avista</i> Waterbased Colour Tint range 	Colour tint to be used with <i>Dulux Avista</i> Waterbased Epoxy Resin	As per <i>Dulux Avista</i> Waterbased Epoxy Resin	–	–
	<i>Dulux</i> In Store Colour Tints Tint in store*	Colour tint to be used with <i>Dulux Avista</i> Waterbased Epoxy Resin	As per <i>Dulux Avista</i> Waterbased Epoxy Resin	–	–
	<i>Dulux Avista</i> Epoxy Resin Colour Tint range 	Colour tint to be used with <i>Dulux Avista</i> Epoxy Resin	As per <i>Dulux Avista</i> Epoxy Resin	–	–
Flakes	<i>Dulux Avista</i> Decorative Flakes 	Multi-coloured vinyl flakes that can be applied in various ways to uniquely change the look of internal concrete floors	Domestic or light commercial flooring	Ranging from a full flake to a partial flake (terrazzo look) to a natural stone look finish, depending on preference	By hand
	<i>Dulux Avista</i> Natural Stone Look Flakes 		Domestic or light commercial flooring		By hand
Top Coat or Stand Alone Coating	<i>Dulux Avista</i> Waterbased Sealer 	Semi gloss finish sealer for concrete flooring surfaces	Internal polished concrete floors	Semi Gloss	Lambswool roller
	<i>Dulux Avista</i> 2 Pack Urethane Sealer Part A & B 	A clear two pack sealer with good wear and chemical resistance for internal concrete surfaces. Can also be used as an anti-graffiti coating.	Garage floors, laundries, light traffic warehouse floors, office floors and internal polished concrete floors	High gloss	Paint brush, 100% mohair 4mm – 12mm pile nap roller (depending on texture), or airless spray
	<i>Dulux Avista</i> Polyurethane Sealer 	A clear, high abrasion resistant, high build coating for internal concrete surfaces	Garage floors, laundries, light traffic warehouse floors, office floors and internal polished concrete floors	High gloss	Paint brush, 100% mohair 4mm – 12mm pile nap roller (depending on texture), or airless spray

*Tinting only available in *Dulux* Trade Centres and *Dulux* Inspirations stores.

Approx Coverage Rate	Usage Rate	Number of Coats	Recoat Time	Clean Up With	Sizes Available	Product Code
As a primer: 1 litre per 6m ² depending on surface porosity As a top coat: 1 litre per 6 to 10m ² depending on surface porosity	–	2 (3rd coat may be required for lighter colours)	4 hours	Water	5L Part A 5L Part B	Part A: FD400501-5L Part B: FD400500-5L
1 litre per 10m ²	–	2	10-12 hours	<i>Dulux Avista</i> Solvent	6L Part A 4L Part B	FD478086-6L FD478088-4L
–	Tint full strength to 4L Part A of <i>Dulux Avista</i> Waterbased Epoxy Resin	–	–	Water	Tint in store*	–
–	400ml <i>Dulux Avista</i> Waterbased Colour Tint to 4L Part A of <i>Dulux Avista</i> Waterbased Epoxy Resin	–	–	Water	400ml	FD178169-400ML Black FD178168-400ML White FD178170-400ML Bright Yellow FD178171-400ML Bright Red FD178172-400ML Bright Green FD178173-400ML Bright Blue FD178082-400ML Silver Grey
–	Tint full strength to 4L Part A of <i>Dulux Avista</i> Waterbased Epoxy Resin	–	–	Water	Tint in store*	–
–	1L <i>Dulux Avista</i> Internal Flooring Colour Tint to 10L of <i>Dulux Avista</i> Epoxy Resin	–	–	<i>Dulux Avista</i> Solvent	1L	FD478094-1L White FD478095-1L Grey FD478096-1L Black
<i>Dulux Avista</i> Decorative Flakes: 10-20m ² per 5kg box	–	Refer to Product TDS for application details	–	–	5kg	FD400476-5KG Ashy Grey FD400477-5KG Deep Granite FD400478-5KG Midnight Stone FD400479-5KG Grey Clouds FD400480-5KG Tawny Sand FD400481-5KG Navy Granite
<i>Dulux Avista</i> Natural Stone Look Flakes: 10m ² per 5kg box	–	Refer to Product TDS for application details	–	–	5kg	FD400487-5KG Dalmatian Stone FD400488-5KG Harvard Grey FD400489-5KG Night Fall FD400490-5KG Anchor Bay FD400491-5KG Rocky Ridge FD400492-5KG Swan
5-10m ² per litre per coat, depending on surface porosity	–	2	2 hours	Water	4L 20L	FD278009-4L FD278009-20L
3-10m ² per litre per coat, depending on surface porosity	–	2	3-24 hours	<i>Dulux Avista</i> Solvent	8.75L Part A 1.25L Part B	FD200555-8.75L FD200556-1.25L
3-10m ² per litre per coat, depending on surface porosity	–	2	8-18 hours	<i>Dulux Avista</i> Solvent	10L 20L	FD478093-10L FD478093-20L

Call our Customer Service Team
on 1800 801 108 to get more
information on *Dulux Avista* products
or to find a contractor in your area.
duluxavista.com.au



Front Cover

Finish: *Dulux Avista* Flake Flooring

Base Colour: *Dulux* Stone Monument in *Dulux Avista* Waterbased Epoxy Resin

Flakes: *Dulux Avista* Grey Clouds

Top Coat: *Dulux Avista* 2 Pack Urethane Sealer

©Avista is a registered trade mark.

©Dulux is a registered trade mark of DuluxGroup (Australia) Pty Ltd.

Dulux Avista
1956 Dandenong Rd
Clayton VIC 3168
ABN 80 069 961 968

Distributed in New Zealand by:
Concrete Plus Limited
150 Hutt Park Road, Gracefield
Telephone: 0800 657 156

Colours shown in this brochure are intended as a guide only. Colours may vary from batch to batch. Variations in colour and shading may also occur depending on the job conditions, chosen texture and finishing practices employed by your concrete contractor.